

CSD SERIES

TUBE & PIPE HANGERS NEW ZERO PUDDLE INSERTS

APPLICATIONS:

- Cleanrooms and mechanical areas; not limited to: biotech, pharmaceutical, food processing, beverage, dairy, cosmetic, chemical, water treatment, and semiconductor industries.
- Low flow & low pressure systems with moderate vibration: WFI, SIP, CIP, process, utility & instrument lines, WFI, SIP, CIP, process, utilities & instrument lines

SIZES:

- Support Range: 1/4" - 6" Tube and 1/2" - 6" Pipe for Copper and Conduits including PVC Coated Pipe contact Syntiro
- Tight fit Anchors and loose fit Guides are offered

FEATURES:

- Reduced OD allows hanger to be encased under the insulation's jacket
- ZERO PUDDLE Silicones inserts raised geometry facilitates drainage of liquids on vertical/riser lines creating maintenance uptime.
- There are no exposed threads or openings

MATERIALS:

- 304 and 316 stainless steels
- ZERO PUDDLE inserts are FDA grade silicone rubber

SPECIFICATIONS:


- Intermittent temperatures from -40F to 320F
- Continuous temperatures from -20F to 302F - Contact Syntiro with continuous application's environmental details

BENEFITS:

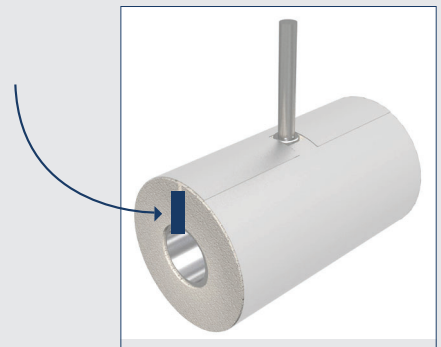

- Guides loose fit allow the line to freely expand and contract during thermal cycling, preventing undo stress to welds
- Hanger's threaded section is elongated, increasing the housings elevation adjustment aiding in slope alignment
- Insulation Envelope "IE": Reduced OD allows hanger to be buried under the insulation jacket
- Insulation Thickness: Line's ODs are Encased Under Insulation
 - 1.0" of insulation : 1/2" Tube (0.5") to 3" Copper (3.125")
 - 1.5" of insulation : 3" Pipe (3.5") to 4" Pipe (4.50")
 - 2.0" of insulation : 6" Tube (6.0") to 6" Pipe (6.625")
- There are no exposed threads or openings in hardware plates
- All plates are cleaned polished
- Hanger threads match MSS 69 rod OD requirement

Refer to www.syntirocorp.com or call Syntiro for most up to date information

ZERO PUDDLE INSERT

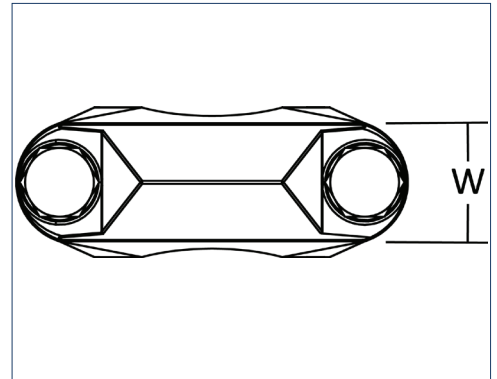
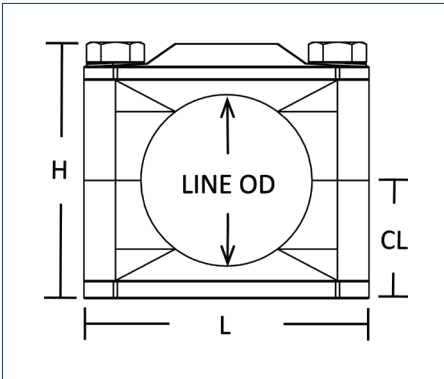


INSULATION ENVELOPE "IE"



WELD MOUNT - CSDW

Bottom plate is welded to mounting rod or directly to structure



for 316 hardware substitute 304 with 316

Tube Size	Line OD	H	L	PLATES W	CL	Part Number (anchor/tight fit)	Part Number (guide/loose fit)
1/4"	0.25	1.29	1.93	0.75	0.79	CSDW0.25T304ZP	CSDW0.25T304ZG
3/8"	0.38	1.51	1.93	0.75	0.79	CSDW0.38T304ZP	CSDW0.38T304ZG
1/2"	0.50	1.73	1.93	0.75	0.79	CSDW0.50T304ZP	CSDW0.50T304ZG
3/4"	0.75	1.73	1.93	0.75	0.79	CSDW0.75T304ZP	CSDW0.75T304ZG
1"	1.00	1.73	1.93	0.75	0.79	CSDW1.0T304ZP	CSDW1.0T304ZG
1 1/2"	1.50	2.23	2.49	0.75	1.03	CSDW1.5T304ZP	CSDW1.5T304ZG
2"	2.00	2.75	2.99	0.88	1.31	CSDW2.0T304ZP	CSDW2.0T304ZG
2 1/2"	2.50	3.25	3.36	0.88	1.55	CSDW2.5T304ZP	CSDW2.5T304ZG
3"	3.00	3.97	3.99	0.88	1.91	CSDW3.0T304ZP	CSDW3.0T304ZG
4"	4.00	4.87	5.10	1.00	2.39	CSDW4.0T304ZP	CSDW4.0T304ZG
6"	6.00	6.69	7.26	1.25	3.36	CSDW6.0T304ZP	CSDW6.0T304ZG
Pipe Size	Line OD	H	L	PLATES W	CL	Part Number (anchor/tight fit)	Part Number (guide/loose fit)
1/2"	0.840	1.73	1.93	0.75	0.79	CSDW0.50P304ZP	CSDW0.50P304ZG
3/4"	1.050	1.73	1.93	0.75	0.79	CSDW0.75P304ZP	CSDW0.75P304ZG
1"	1.315	2.23	2.49	0.75	1.03	CSDW1.0P304ZP	CSDW1.0P304ZG
1 1/4"	1.660	2.75	2.99	0.88	1.31	CSDW1.25P304ZP	CSDW1.25P304ZG
1 1/2"	1.900	2.75	2.99	0.88	1.31	CSDW1.5P304ZP	CSDW1.5P304ZG
2"	2.375	3.25	3.36	0.88	1.55	CSDW2.0P304ZP	CSDW2.0P304ZG
2 1/2"	2.875	3.68	3.74	0.88	1.77	CSDW2.5P304ZP	CSDW2.5P304ZG
3"	3.500	4.15	4.48	1.00	2.06	CSDW3.0P304ZP	CSDW3.0P304ZG
4"	4.500	5.27	5.10	1.00	2.58	CSDW4.0P304ZP	CSDW4.0P304ZG
6"	6.625	7.19	7.73	1.25	3.60	CSDW6.0P304ZP	CSDW6.0P304ZG