

# PUMP CART

Expand your  
capabilities,  
not your budget.



## OVERVIEW

A sanitary pump cart is a cost-effective and convenient solution for processors that need to transfer product safely from point A to point B, without the complexity of a fully-fabricated skid.

Our carts are available with Alfa Laval or Ampco centrifugal pumps and a NEMA 4X variable frequency drive (VFD).

## APPLICATIONS

- Transfer food, dairy, brewery, winery, or beverage product
- Run clean-in-place cycles
- Tank unloading/loading
- Mobile boost pump
- Must pumping
- Barrel work
- Filtering
- Juice transfer
- Bottling
- Barrel racking
- CIP return

MADE IN THE USA

# PUMP CART

## CONSTRUCTION AND DESIGN

This lightweight, two-wheeled cart is ergonomically designed for superior mobility in a hygienic environment. Constructed of stainless steel tubing and foam-filled rubber wheels, the cart is designed for washdown duty and built for harsh environments—perfect for conditions found in breweries, wineries, distilleries, and other food and beverage plants. All pumps come standard with Tri-clamp connections, other connection types provided on special order.

- 304 stainless steel frame
- Easy to maneuver over hoses
- Variable frequency drive (VFD) Nema 4X electrical enclosure
- 25' SO Cord with twist-lock connection
- Made in the USA

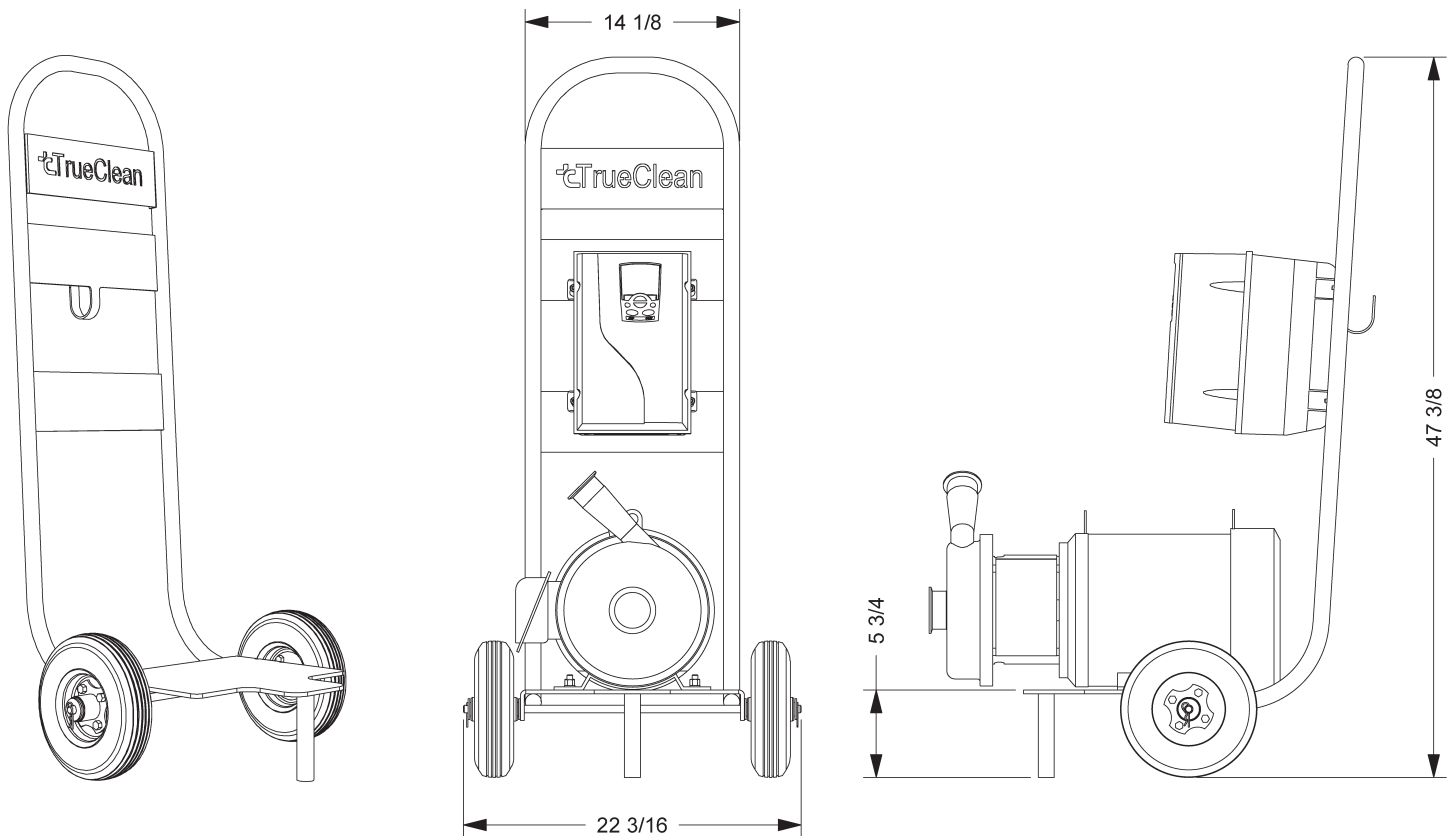
## SPECIFICATIONS

- 3-A, USDA and FDA compliant designs

## BUILD YOUR CART

TrueClean® pump carts can be made-to-order. Select from the following options based on your specific application.

- Complete Pump Cart: Your choice of sanitary pump, motor, and VFD mounted and wired cart.
- Cart Frame & Pump: Your choice of sanitary pump and motor mounted to the cart.
- Cart Frame: Basic cart only.
- Cart Frame & VFD: Your choice of VFD mounted to the cart.

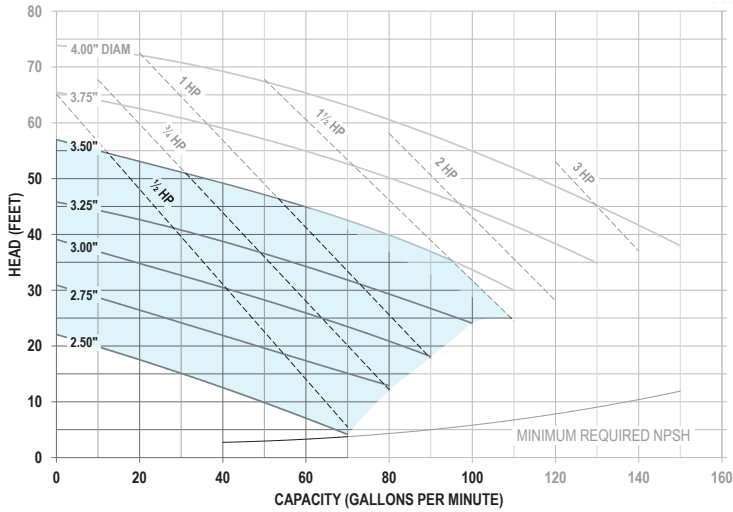




### OPTION 1

PART NO. TCCPC-1-ACP1-1-2-1

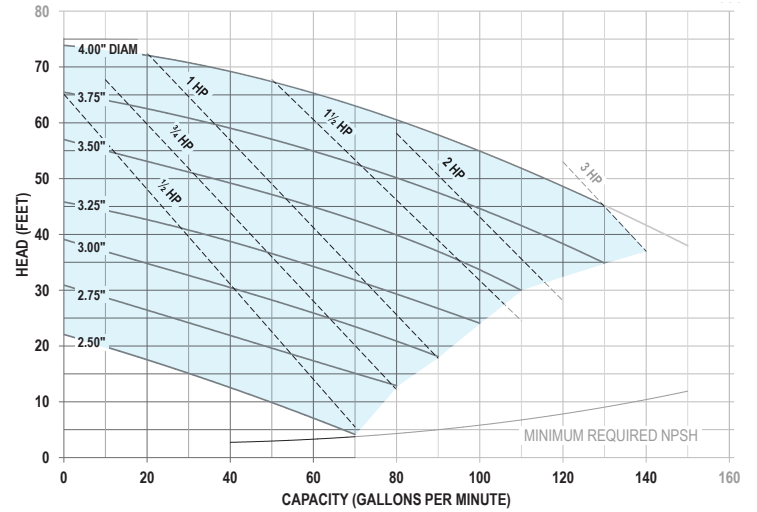
- AC+114
- 1 ½ horsepower washdown motor
- 95 GPM
- NEMA 4X VFD 480V
- 3.5" Impeller
- \$3,500 USD each



### OPTION 2

PART NO. TCCPC-1-ACP2-2-4-1

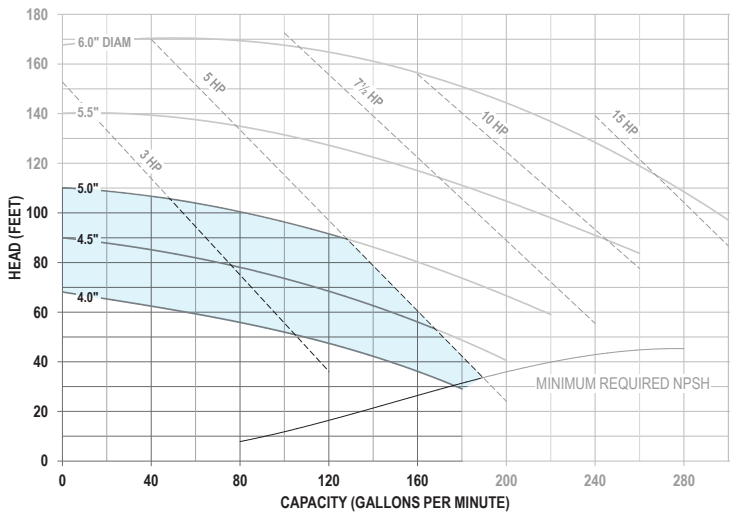
- AC+114
- 3 horsepower washdown motor
- 130 GPM
- NEMA 4X VFD 480V
- 4.0" Impeller
- \$3,800 USD each



### OPTION 3

PART NO. TCCPC-1-ACP3-2-6-1

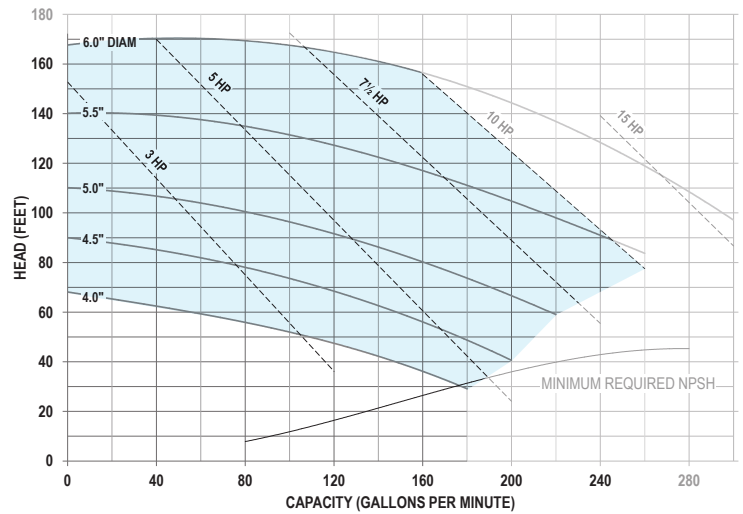
- AC+216
- 5 horsepower washdown motor
- 170 GPM
- NEMA 4X VFD 480V
- 5" Impeller
- \$4,100 USD each



### OPTION 4

PART NO. TCCPC-1-ACP4-3-8-2

- AC+216
- 10 horsepower washdown motor
- 240 GPM
- NEMA 4X VFD 480V
- 6" Impeller
- \$5,300 USD each

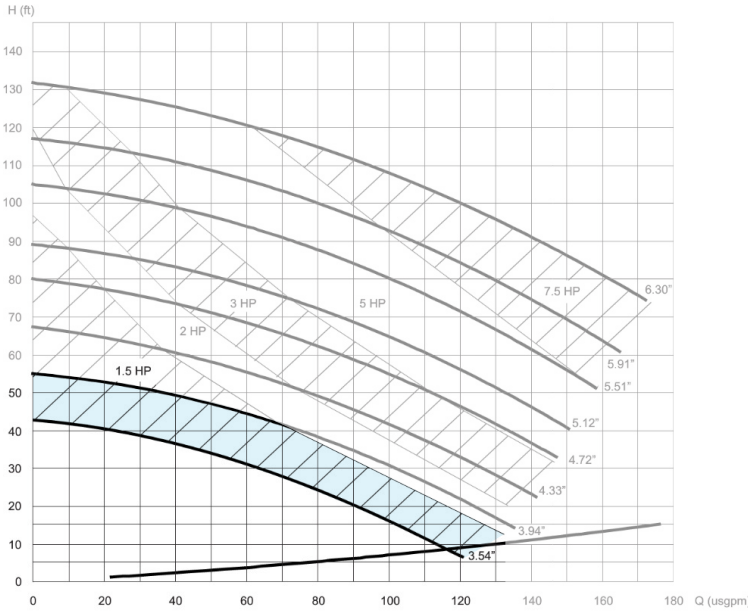




### OPTION 1

PART NO. TCCPC-1-C11-1-2-1


- Solid C1
- 1 ½ horsepower washdown motor
- 130 GPM
- NEMA 4X VFD 480V
- 3.94" Impeller
- \$4,200 USD each



### OPTION 2

PART NO. TCCPC-1-C12-2-4-1


- Solid C1
- 3 horsepower washdown motor
- 145 GPM
- NEMA 4X VFD 480V
- 4.72" Impeller
- \$4,500 USD each



### OPTION 3

PART NO. TCCPC-1-C13-2-6-1

- Solid C1
- 5 horsepower washdown motor
- 160 GPM
- NEMA 4X VFD 480V
- 5.51" Impeller
- \$4,800 USD each



### OPTION 4

PART NO. TCCPC-1-C14-3-7-2

- Solid C1
- 7 ½ horsepower washdown motor
- 170 GPM
- NEMA 4X VFD 480V
- 6.3" Impeller
- \$5,200 USD each

