



### Position feedback unit for pneumatic rotary actuators

- Combines the functions of a position feedback indicator and an optional solenoid valve in one
- Available with 3/2-way, 5/2-way or without solenoid valve
- ATEX variants available
- Perfectly suited for pneumatic rotary actuators: 2051 and 2052
- Mounting console with adjustable size enables use with actuators in different sizes

Product variants described in the data sheet may differ from the product presentation and description.

#### Can be combined with



**Type 2051** ▶  
Pneumatic rotary actuator



**Type 2052** ▶  
Pneumatic rotary actuator



**Type 8805** ▶  
Ball valve / Butterfly valve  
with pneumatic rotary  
actuator

#### Type description

Type 1061 combines the functions of a position feedback indicator and a solenoid valve in one box. It can also be ideally combined with the Type 2051 and 2052 rotary actuators (and/or with the Type 8805 system). Type 1061 is available with different variants of limit switches (micro switches, inductive sensors) and solenoid valves (3/2-way, 5/2-way and without solenoid valve). ATEX versions and variants with ASi fieldbus connection are also available. Requirements for a wide variety of applications and processes can be met due to multiple variants.

## Table of contents

<b>1. General technical data</b>	<b>3</b>
<hr/>	
<b>2. Product versions</b>	<b>4</b>
2.1. Type 1061 with electromechanical feedback.....	4
Dimensions .....	4
Terminal connection diagramm.....	4
Ordering chart.....	5
2.2. Type 1061 with inductive feedback .....	6
Dimensions .....	6
Terminal connection diagramm.....	6
Ordering chart.....	7
2.3. Type 1061 with inductive feedback – ATEX version.....	8
Dimensions .....	8
Terminal connection diagramm.....	8
Ordering chart.....	9
2.4. Type 1061 with electromechanical feedback and AS-Interface.....	10
Dimensions .....	10
Terminal connection diagramm.....	10
Ordering chart.....	11
2.5. Type 1061 with inductive feedback and AS-Interface .....	12
Dimensions .....	12
Terminal connection diagramm.....	12
Ordering chart.....	13
<hr/>	
<b>3. Approvals and conformities</b>	<b>14</b>
3.1. General notes.....	14
3.2. Conformity .....	14
3.3. Standards.....	14
3.4. Explosion protection .....	14
<hr/>	
<b>4. Ordering information</b>	<b>15</b>
4.1. Bürkert eShop.....	15
4.2. Bürkert product filter.....	15

## 1. General technical data

Product properties			
Dimensions	<p>Further information can be found in chapter “<a href="#">2.1. Type 1061 with electromechanical feedback</a>” on page 4.</p> <p>Further information can be found in chapter “<a href="#">2.2. Type 1061 with inductive feedback</a>” on page 6.</p> <p>Further information can be found in chapter “<a href="#">2.3. Type 1061 with inductive feedback – ATEX version</a>” on page 8.</p> <p>Further information can be found in chapter “<a href="#">2.4. Type 1061 with electromechanical feedback and AS-Interface</a>” on page 10.</p> <p>Further information can be found in chapter “<a href="#">2.5. Type 1061 with inductive feedback and AS-Interface</a>” on page 12.</p>		
Materials			
Housing	Aluminium		
Seal	PUR		
Base (powder-coated)	RAL9005		
Cover (powder-coated)	RAL7016		
Dome	Polycarbonate		
Switching precision	< 1.5°		
Bracket	Adjustable Hole gauge: 80/130 mm x 30 mm Height: 20/30 mm		
Electrical data			
Switching capacity	4 A, 230 V AC		
Limit Switch			
Micro switch	Crouzet 83.161.301 Crouzet 83.161.8		
Inductive sensor	Pepperl+Fuchs NBB2-V3-E2 Pepperl+Fuchs NJ2-V3-N		
Approvals and conformities			
Explosion protection	Without solenoid valve	With 3/2-way solenoid valve	With 5/2-way solenoid valve
Further information can be found in chapter “ <a href="#">3. Approvals and conformities</a> ” on page 14.			
Environment and installation			
Operating conditions			
Ambient temperature	-25 °C...-10 °C up to 55 °C...85 °C		
Degree of protection	IP65		

1.) ATEX classification according to type plate specification EU type examination certificate according to producer

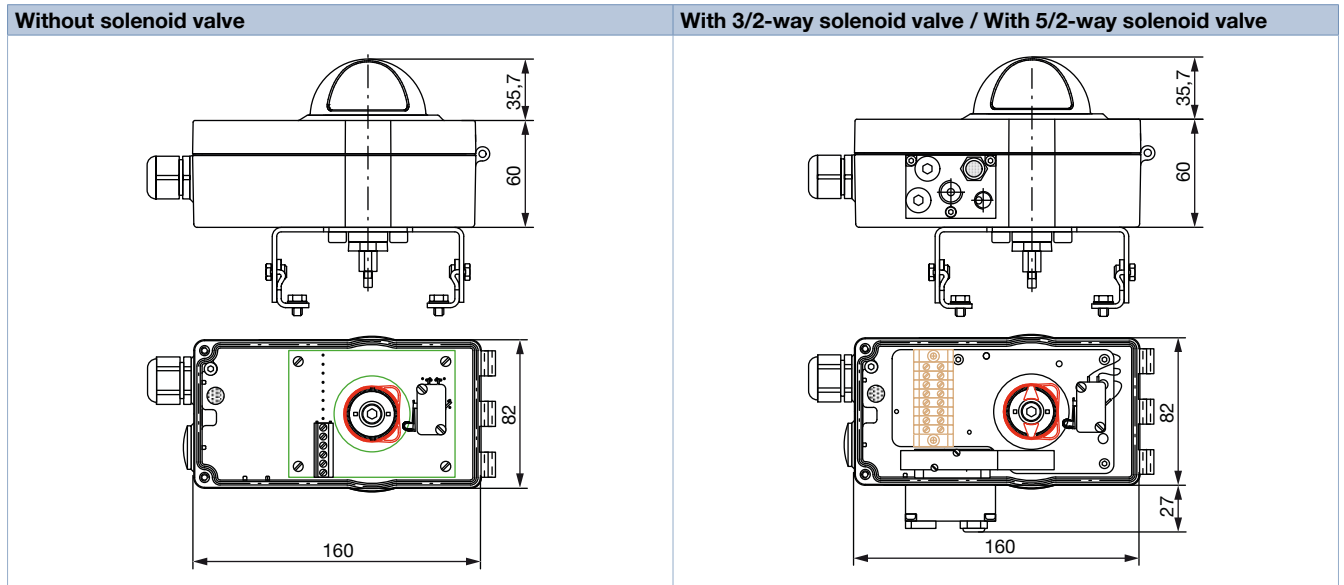
## 2. Product versions

### 2.1. Type 1061 with electromechanical feedback


#### Dimensions

**Note:**






Dimensions in mm



#### Terminal connection diagramm



## Ordering chart

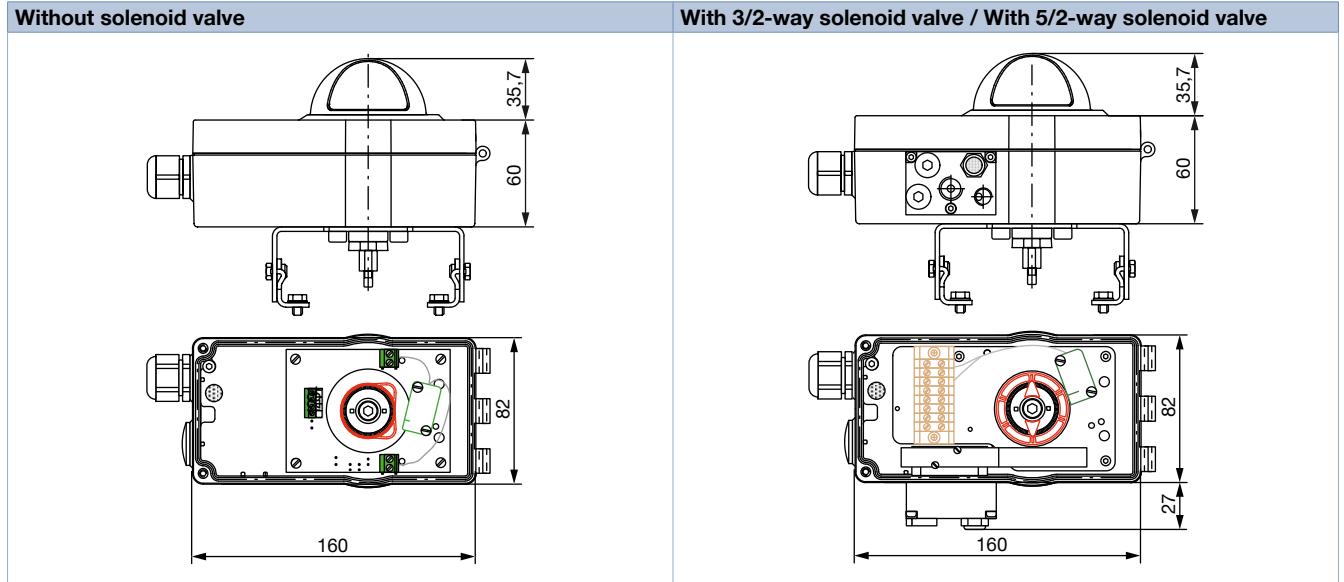
Technical Data	Without solenoid valve	With 3/2-way solenoid valve		With 5/2-way solenoid valve	
<b>Limit switch</b>					
Manufacturer	Crouzet	Crouzet		Crouzet	
Type	83.161.301 micro switch	83.161.301 micro switch		83.161.301 micro switch	
Switching capacity	16 A, 230 V AC/DC	16 A, 230 V AC/DC		16 A, 230 V AC/DC	
Contacts	Silver nickel	Silver nickel		Silver nickel	
System connection	Cable gland M20 × 1.5 Clamp range 8...13 mm	Cable gland M20 × 1.5 Clamp range 8...13 mm		Cable gland M20 × 1.5 Clamp range 8...13 mm	
Terminals	Screw terminals up to 2.5 mm <sup>2</sup>	Screw terminals up to 2.5 mm <sup>2</sup>		Screw terminals up to 2.5 mm <sup>2</sup>	
Ambient temperature	-25 °C...85 °C	-10 °C...55 °C		-10 °C...55 °C	
<b>Solenoid valve</b>					
Bürkert Type	–	Type 6524 Article no.	302827 	Type 6525 Article no.	302828 
Ways	–	3/2		5/2	
Operating voltage	–	24 V DC		24 V DC	
Nominal power	–	0.8 W		0.8 W	
Orifice	–	4 mm		4 mm	
Supply/exhaust air	–	G ¼, G ⅜		G ¼, G ⅜	
<b>Article no.</b>	773151 	773139 		773140 	

2.2. Type 1061 with inductive feedback

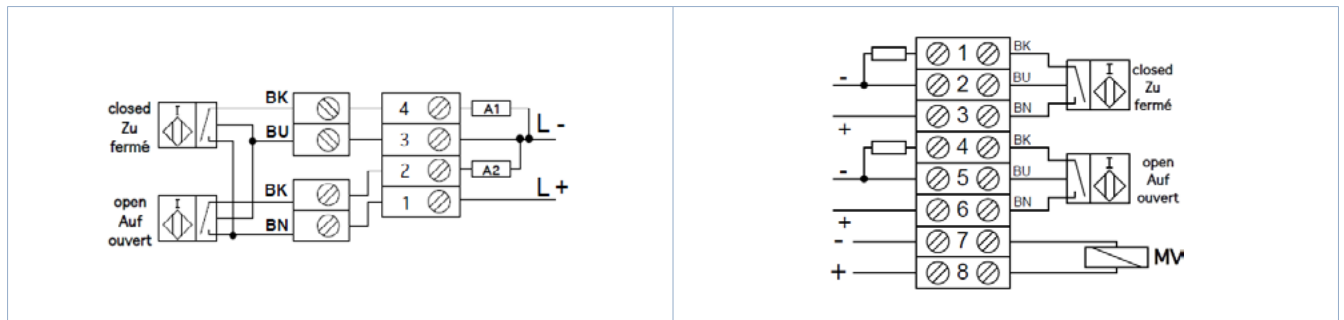
Dimensions

Note:

Dimensions in mm








Terminal connection diagramm



DTS 1000275088 EN Version: Q Status: RL (released | freigegeben | validé) printed: 01.03.2024

## Ordering chart

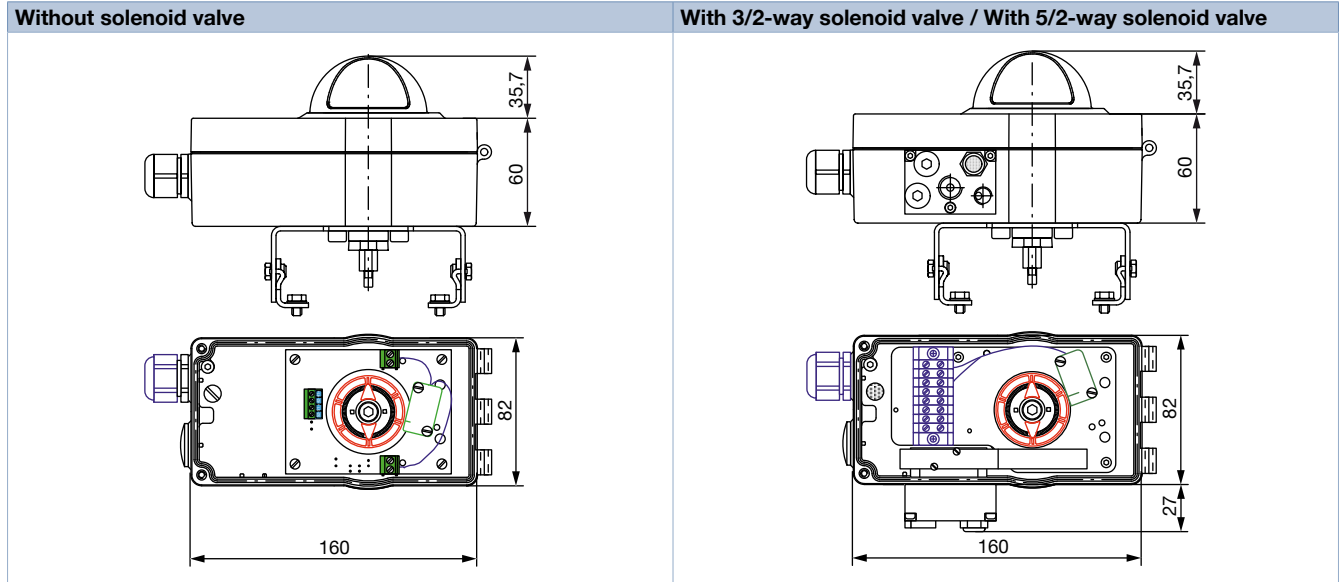
Technical Data	Without solenoid valve	With 3/2-way solenoid valve		With 5/2-way solenoid valve	
<b>Limit switch</b>					
Manufacturer	Pepperl+Fuchs	Pepperl+Fuchs		Pepperl+Fuchs	
Type	NBB2-V3-E2 inductive sensor	NBB2-V3-E2 inductive sensor		NBB2-V3-E2 inductive sensor	
Operating voltage	10...30 V DC	10...30 V DC		10...30 V DC	
Operating current	0...100 mA	0...100 mA		0...100 mA	
Output	Short-circuit and pole protected	Short-circuit and pole protected		Short-circuit and pole protected	
System connection	Cable gland M20 × 1.5 Clamp range 8...13 mm	Cable gland M20 × 1.5 Clamp range 8...13 mm		Cable gland M20 × 1.5 Clamp range 8...13 mm	
Terminals	Screw terminals up to 2.5 mm <sup>2</sup>	Screw terminals up to 2.5 mm <sup>2</sup>		Screw terminals up to 2.5 mm <sup>2</sup>	
Ambient temperature	-25 °C...70 °C	-10 °C...55 °C		-10 °C...55 °C	
<b>Solenoid valve</b>					
Bürkert Type	–	Type 6524 Article no.	302827 	Type 6525 Article no.	302828 
Ways	–	3/2		5/2	
Operating voltage	–	24 V DC		24 V DC	
Nominal power	–	0.8 W		0.8 W	
Orifice	–	4 mm		4 mm	
Supply/exhaust air	–	G ¼, G ⅜		G ¼, G ⅜	
<b>Article no.</b>	773152 	773141 		773142 	

2.3. Type 1061 with inductive feedback – ATEX version

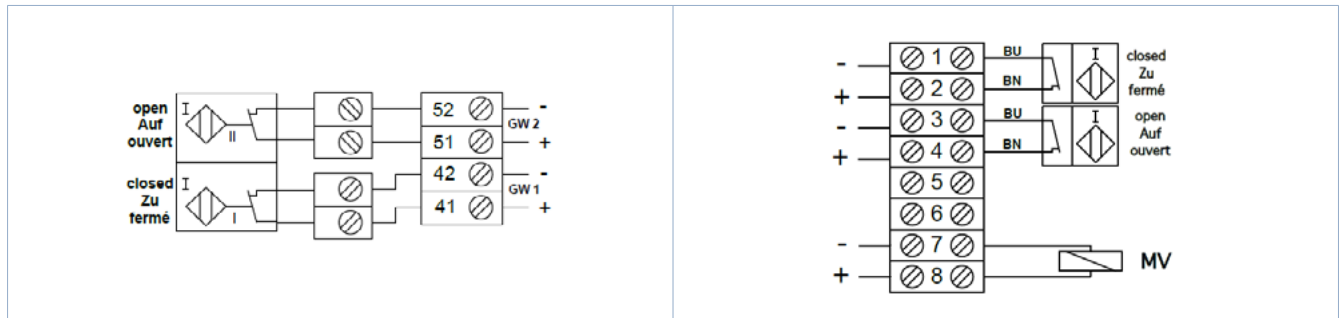
Dimensions

Note:

Dimensions in mm



Terminal connection diagramm



DTS 1000275088 EN Version: Q Status: RL (released | freigegeben | validé) printed: 01.03.2024



Ordering chart

Technical Data	Without solenoid valve	With 3/2-way solenoid valve	With 5/2-way solenoid valve
<b>Limit switch</b>			
Manufacturer	Pepperl+Fuchs	Pepperl+Fuchs	Pepperl+Fuchs
Type	NJ2-V3-N inductive sensor	NJ2-V3-N inductive sensor	NJ2-V3-N inductive sensor
Operating voltage	8.2 V DC (1000 Ω)	8.2 V DC (1000 Ω)	8.2 V DC (1000 Ω)
Operating current	≥ 3 mA (not activated) ≤ 1 mA (activated)	≥ 3 mA (not activated) ≤ 1 mA (activated)	≥ 3 mA (not activated) ≤ 1 mA (activated)
Output	Short-circuit and pole protected	Short-circuit and pole protected	Short-circuit and pole protected
System connection	Cable gland M20 × 1.5 Clamp range 8...13 mm	Cable gland M20 × 1.5 Clamp range 8...13 mm	Cable gland M20 × 1.5 Clamp range 8...13 mm
Terminals	Screw terminals up to 2.5 mm <sup>2</sup>	Screw terminals up to 2.5 mm <sup>2</sup>	Screw terminals up to 2.5 mm <sup>2</sup>
Ambient temperature	-25 °C...70 °C	-10 °C...55 °C	-10 °C...55 °C
<b>Solenoid valve</b>			
Bürkert Type	–	Type 6524 Article no. 184560 ☒	Type 6525 Article no. 184564 ☒
Ways	–	3/2	5/2
Electrical resistance	–	320 Ω	320 Ω
Min. operating current	–	29 mA	29 mA
Power consumption	–	0.3 W	0.3 W
Orifice	–	4 mm	4 mm
Supply/exhaust air	–	G ¼, G ⅛	G ¼, G ⅛
<b>Approvals and conformities</b>			
ATEX	EU-Type Examination PTB 10 ATEX 1061 X <sup>1.)</sup> II 2D Ex tb IIIC T80 °C Db <sup>2.)</sup> II 2G Ex eb ia IIC T6 Gb <sup>2.)</sup>	EU-Type Examination PTB 00 ATEX 2032 X (Sensor) PTB 07 ATEX 2048 (Solenoid valve) II 2G Ex ia IIC T6 Gb <sup>2.)</sup>	
<b>Article no.</b>	773153 ☒	773143 ☒	773144 ☒

1.) EU-Type Examination Certificate according to the producer

2.) ATEX classification according to type plate specification

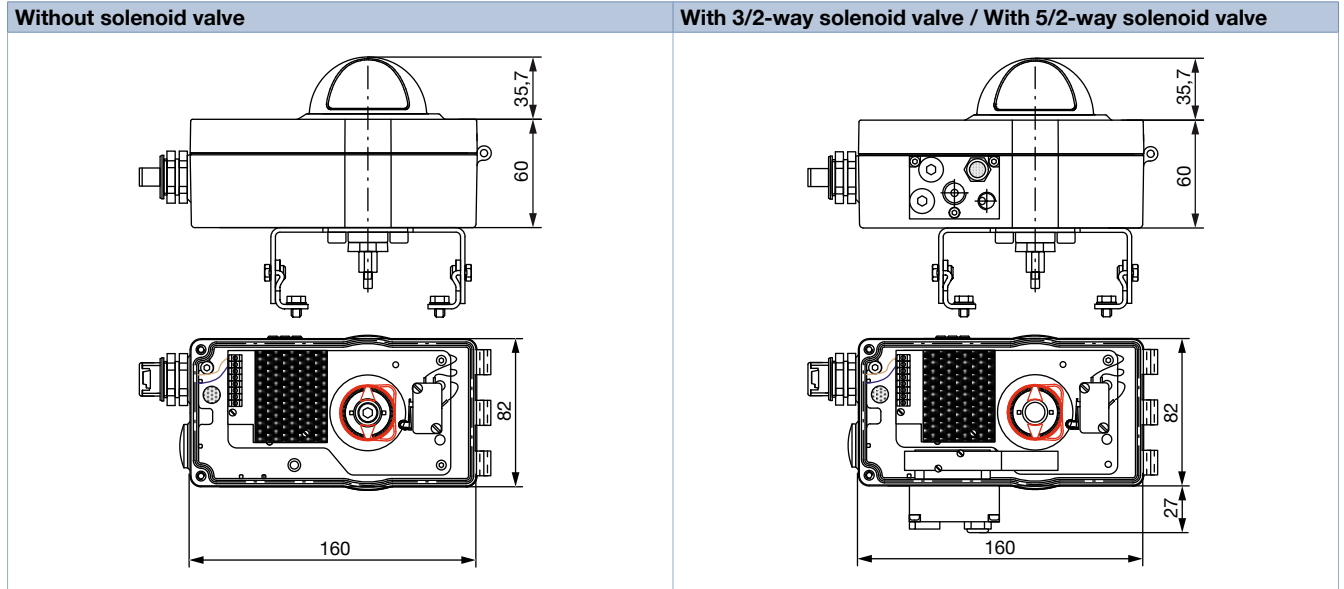
DTS 1000275088 EN Version: Q Status: RL (released | freigegeben | valide) printed: 01.03.2024

2.4. Type 1061 with electromechanical feedback and AS-Interface

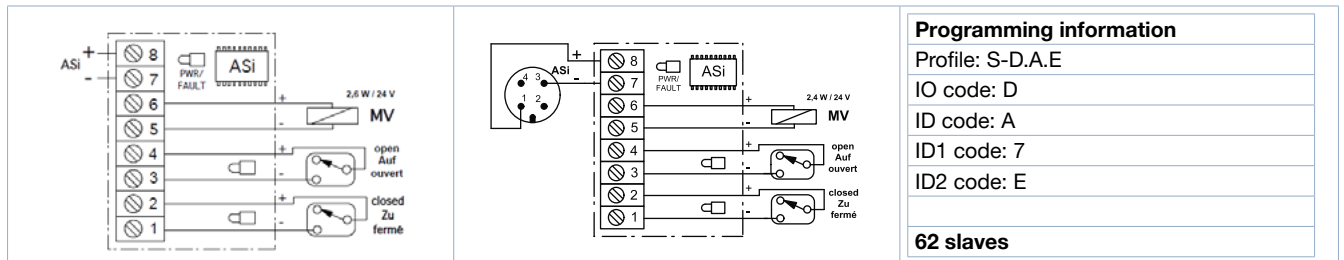
Dimensions

Note:









Dimensions in mm



Terminal connection diagramm



## Ordering chart

Technical Data	Without solenoid valve	With 3/2-way solenoid valve	With 5/2-way solenoid valve
<b>Limit switch</b>			
Manufacturer	Crouzet	Crouzet	Crouzet
Type	83.161.8 micro switch	83.161.8 micro switch	83.161.8 micro switch
Contacts	Gold	Gold	Gold
Plug-in card	ASi, 2 inputs, 1 output	ASi, 2 inputs, 1 output	ASi, 2 inputs, 1 output
Operating voltage	26.5...31 V DC	26.5...31 V DC	26.5...31 V DC
System connection	ASi cable connector M12 connector, male, 4-pin	ASi cable connector M12 connector, male, 4-pin	ASi cable connector M12 connector, male, 4-pin
Terminals	Screw terminals up to 1.5 mm <sup>2</sup>	Screw terminals up to 1.5 mm <sup>2</sup>	Screw terminals up to 1.5 mm <sup>2</sup>
Ambient temperature	-10 °C...60 °C	-10 °C...55 °C	-10 °C...55 °C
<b>Solenoid valve</b>			
Bürkert Type	–	Type 6524 Article no. 302827 	Type 6525 Article no. 302828 
Ways	–	3/2	5/2
Operating voltage	24 V DC <sup>1.)</sup>	24 V DC	24 V DC
Nominal power	Max. 2.4 W <sup>1.)</sup>	0.8 W	0.8 W
Orifice	–	4 mm	4 mm
Supply/exhaust air	–	G ¼, G ⅛	G ¼, G ⅛
<b>Article no.</b>			
<b>ASi cable connector</b>	773149 	773145 	773146 
<b>M12 connector</b>	773292 	773288 	773298 

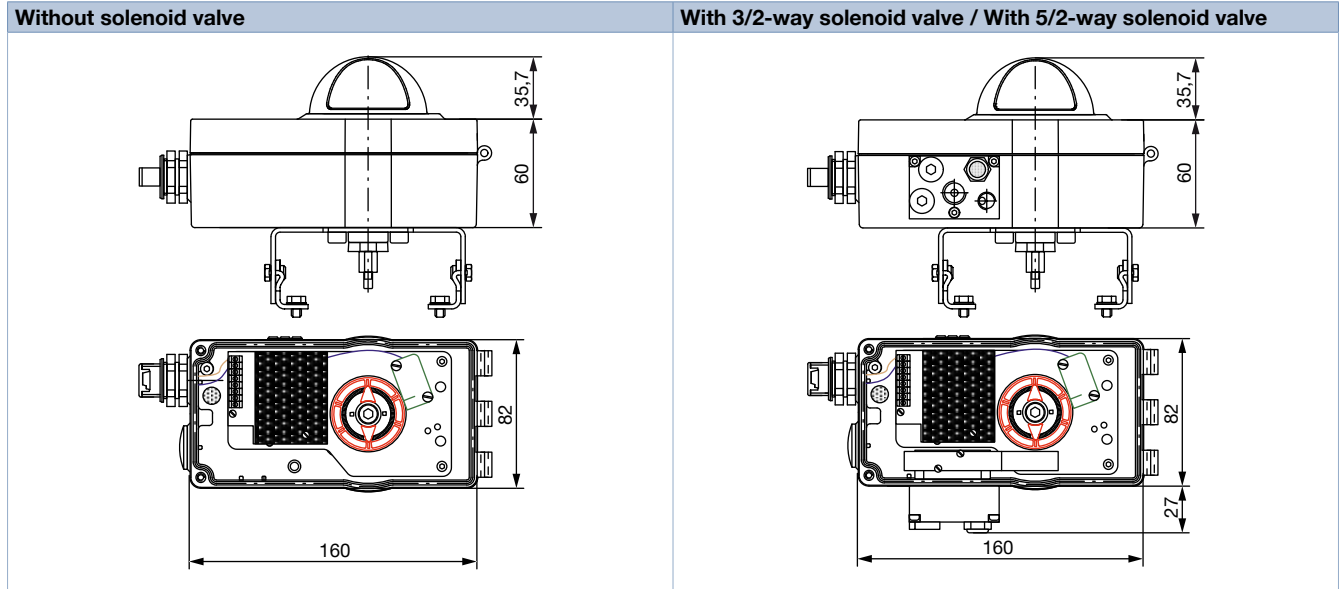
1.) If an external solenoid valve is connected.

2.5. Type 1061 with inductive feedback and AS-Interface

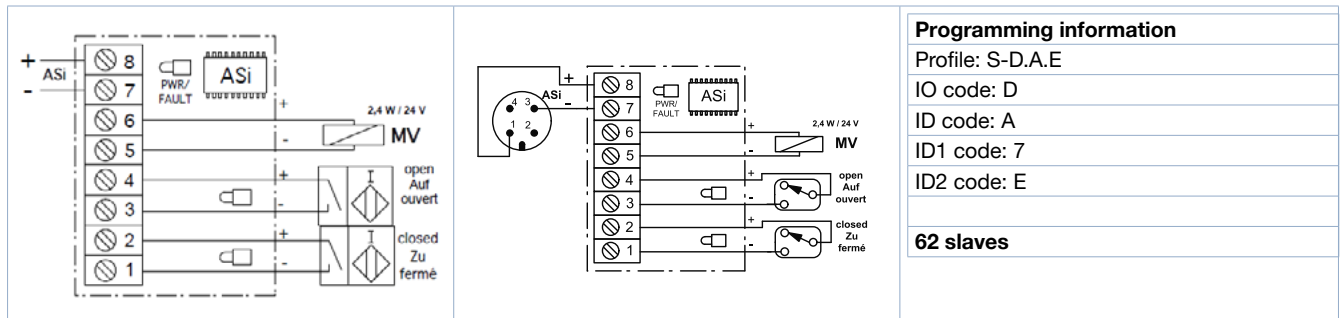
Dimensions

Note:

Dimensions in mm











Terminal connection diagramm



DTS 1000275088 EN Version: Q Status: RL (released | freigegeben | valide) printed: 01.03.2024

## Ordering chart

Technical Data	Without solenoid valve	With 3/2-way solenoid valve		With 5/2-way solenoid valve	
<b>Limit switch</b>					
Manufacturer	Pepperl+Fuchs	Pepperl+Fuchs		Pepperl+Fuchs	
Type	NBB2-V3-E2 inductive sensor	NBB2-V3-E2 inductive sensor		NBB2-V3-E2 inductive sensor	
Contacts	Gold	Gold		Gold	
Plug-in card	ASi, 2 inputs, 1 output	ASi, 2 inputs, 1 output		ASi, 2 inputs, 1 output	
Operating voltage	26.5...31 V DC	26.5...31 V DC		26.5...31 V DC	
System connection	ASi cable connector M12 connector, male, 4-pin	ASi cable connector M12 connector, male, 4-pin		ASi cable connector M12 connector, male, 4-pin	
Terminals	Screw terminals up to 1.5 mm <sup>2</sup>	Screw terminals up to 1.5 mm <sup>2</sup>		Screw terminals up to 1.5 mm <sup>2</sup>	
Ambient temperature	-25 °C...60 °C	-10 °C...55 °C		-10 °C...55 °C	
<b>Solenoid valve</b>					
Bürkert Type	–	Type 6524 Article no.	302827 	Type 6525 Article no.	302828 
Ways	–	3/2		5/2	
Operating voltage	24 V DC <sup>1.)</sup>	24 V DC		24 V DC	
Nominal power	Max. 2.4 W <sup>1.)</sup>	0.8 W		0.8 W	
Orifice	–	4 mm		4 mm	
Supply/exhaust air	–	G ¼, G ⅛		G ¼, G ⅛	
<b>Article no.</b>					
<b>ASi cable connector</b>	773150 	773147 		773148 	
<b>M12 connector</b>	773293 	773290 		773291 	

1.) If an external solenoid valve is connected.

### 3. Approvals and conformities

#### 3.1. General notes

- The approvals and conformities listed below must be stated when making enquiries. This is the only way to ensure that the product complies with all required specifications.
- Not all available versions can be supplied with the below mentioned approvals or conformities.

#### 3.2. Conformity

In accordance with the Declaration of Conformity, the product is compliant with the EU Directives.

#### 3.3. Standards

The applied standards which are used to demonstrate compliance with the EU Directives are listed in the EU-Type Examination Certificate and/or the EU Declaration of Conformity.

#### 3.4. Explosion protection

Approval	Description		
	<b>Optional: Explosion protection</b>		
	<b>Without solenoid valve</b>	<b>With 3/2-way solenoid valve</b>	<b>With 5/2-way solenoid valve</b>
	Article no. 773153 EU-Type Examination Certificate: PTB 10 ATEX 1061 X <sup>1.)</sup>  <b>ATEX:</b> II 2D Ex tb IIIC T80 °C Db <sup>2.)</sup> II 2G Ex eb ia IIC T6 Gb <sup>2.)</sup>	Article no. 773143 Article no. 773144 EU-Type Examination Certificate: PTB 00 ATEX 2032 X (Sensor) <sup>1.)</sup> PTB 07 ATEX 2048 (Solenoid valve) <sup>1.)</sup>  <b>ATEX:</b> II 2G Ex ia IIC T6 Gb <sup>2.)</sup>	

1.) EU-Type Examination Certificate according to the producer  
 2.) ATEX classification according to type plate specification

## 4. Ordering information

### 4.1. Bürkert eShop



#### Bürkert eShop – Easy ordering and quick delivery

You want to find your desired Bürkert product or spare part quickly and order directly? Our online shop is available for you 24/7. Sign up and enjoy all the benefits.

[Order online now](#)

### 4.2. Bürkert product filter



#### Bürkert product filter – Get quickly to the right product

You want to select products comfortably based on your technical requirements? Use the Bürkert product filter and find suitable articles for your application quickly and easily.

[Try out our product filter](#)