



2/2-way Solenoid Valve for neutral media, EEx version

- General purpose range with servo-diaphragm
- Anti-waterhammer, low noise
- Push-over solenoid system
- Seal material NBR

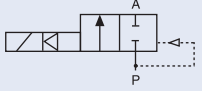
The servo-assisted solenoid valve Type 5281 EEx with servo-diaphragm can be used in accordance with its protection type for the shutting off, dosing and filling of gaseous and liquid media in environments where there is a danger of explosion.

Technical data	
Orifice	DN 13 - 65 mm
Body material	Brass
Valve internal material	Stainless steel, brass
Seal material	NBR (EPDM and FKM on request)
Media with NBR	Neutral media, compressed air, water
Media temperature with NBR	-10 to +80 °C
Ambient temperature	-10 to +60 °C
Type of current	AC/DC
Voltage tolerance	±10%
Power consumption	9 W
Duty cycle	100% continuous rating
Electrical connection	Moulded-on cable 3 m long, 3 x 0.75 mm ² (non-separable), with cable outlet to the side. Terminal box on request
Protection class	IP 65
Type of protection	II 2G EEx m II T4 PTB 00 ATEX 2129X II 2D IP 65 T 135°C
Installation	As required, preferably with actuator in upright position


Power consumption	
Inrush UC [W]	Hold UC [W]
9	9


Ordering chart for valves (other versions on request)

Brass body with threaded ports and NBR seal

Circuit function	Port connection	Orifice [mm]	Kv value water [m³/h]	Pressure range [bar]	Per Item no. Voltage/Frequency [V/Hz] with 3 m cable	
					024/UC	230/UC
A 2/2-way, normally closed (NC) 	G 1/2	13	4.0	0.2 - 16	136 125	136 127
	G 3/4	20	5.0	0.2 - 10	136 128	136 130
	G 1	25	10.0	0.2 - 10	136 131	136 133
	G 1 1/4	32	20.0	0.2 - 10	136 134	136 136
	G 1 1/2	40	20.0	0.2 - 10	136 137	136 139
	G 2	50	40.0	0.2 - 10	136 140	136 142
	G 2 1/2	65	40.0	0.2 - 10	136 143	136 145

 Further versions on request

 **Material**
Seal material: EPDM, FKM

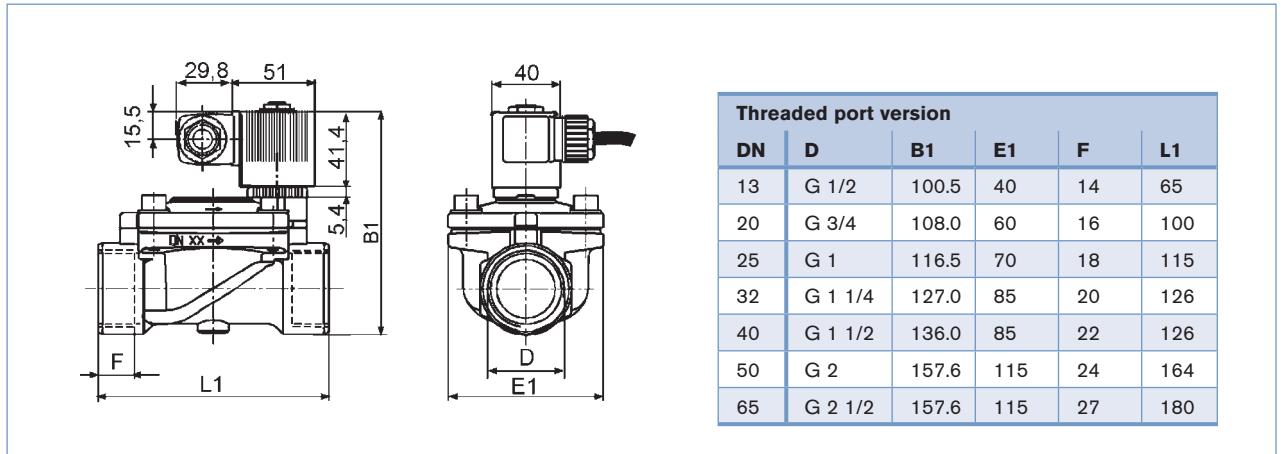
 **Electrical connection**
Terminal box without safety fuse

 **Port connection**
Flange

Ordering chart for fuses for the 9W coil

Voltage [V]	Nominal current [mA]	Item no.
24	1000	153 738
110	250	153 732
230	100	153 718

Dimensions [mm]



To find your nearest Bürkert facility, click on the orange box →

www.burkert.comIn case of special application conditions,
please consult for advice.Subject to alteration.
© Christian Bürkert GmbH & Co. KG

0810/1_EU-en_00895109