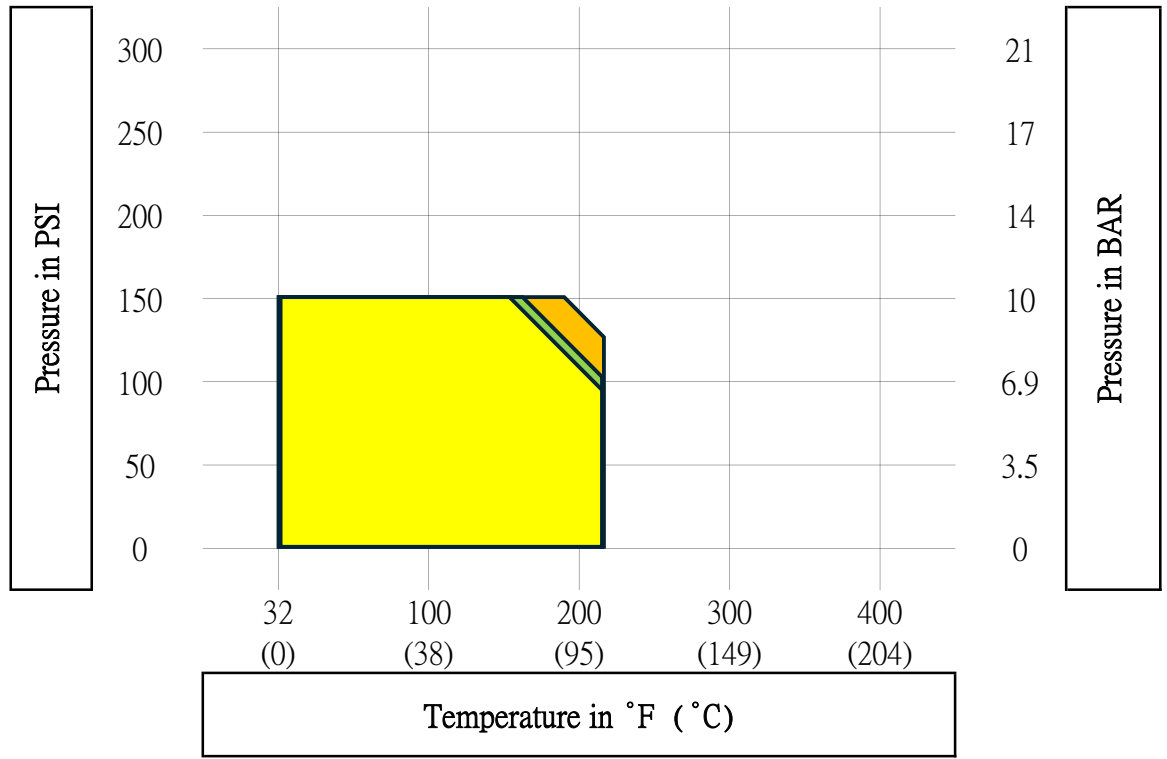





Pressure & Temperature Chart
For CSE Butterfly Valves 1/2"~6"



 EPDM/ NBR
 SILICON
 FKM

Seat Temperature Ratings

Seat	Temp. F	Temp. C	Pressure (PSI)
EPDM	32	0	150
	100	38	150
	158	70	150
	212	100	95
NBR	32	0	150
	100	38	150
	158	70	150
	212	100	95
Silicon	32	0	150
	100	38	150
	172	78	150
	212	100	102
FKM	32	0	150
	100	38	150
	201	94	150
	212	100	127